
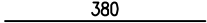

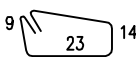
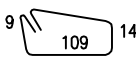
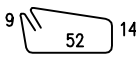

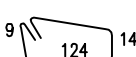
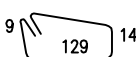
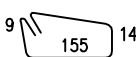

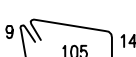




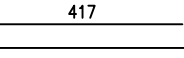

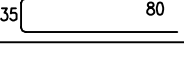
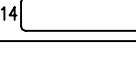
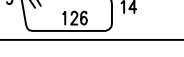



W Y K A Z S T A L I Z B R O J E N I O W E J

				Obiekt: SZYB WINDOWY		Rys. Nr rys. Strona 1 z 2 Data Wyk					
Nr	Ø [mm]	Klasa stali	Sztuk	Kształt [cm]	Długość [cm]	Długość całkowita [m]					
						10	12				
1	#10	A IIIN	628		94	590.32					
2	#12	A IIIN	74		380		281.2				
3	#10	A IIIN	264		199	525.36					
4	#10	A IIIN	52		92	47.84					
5	#12	A IIIN	5		264		13.2				
6	#10	A IIIN	55		150	82.5					
7	#10	A IIIN	396		249	986.04					
8	#12	A IIIN	5		294		14.7				
9	#10	A IIIN	5		304	15.2					
10	#10	A IIIN	5		356	17.8					
11	#12	A IIIN	74		446		330.04				
12	#12	A IIIN	5		256		12.8				
13	#12	A IIIN	74		400		296				
14	#12	A IIIN	74		396		293.04				
15	#12	A IIIN	52		227		118.04				
16	#10	A IIIN	74		417	308.58					
17	#10	A IIIN	74		369	273.06					
18	#12	A IIIN	100		195		195				
19	#12	A IIIN	40		254		101.6				
20	#10	A IIIN	5		298	14.9					
21	#12	A IIIN	44		277		121.88				
22	#12	A IIIN	52		239		124.28				